

Name _____

Missing Numbers

Use mental math to find the missing digit of each number. Then write the number.

1. $236 + 1\blacksquare2 = 378$

2. $314 + \blacksquare23 = 537$

3. $524 + 15\blacksquare = 675$

4. $3\blacksquare2 + 442 = 794$

5. $\blacksquare35 + 402 = 837$

6. $\blacksquare48 + 140 = 888$

7. $15\blacksquare + 126 = 279$

8. $251 + \blacksquare35 = 486$

9. $305 + 3\blacksquare2 = 607$

10. $\blacksquare21 + 344 = 565$

Name _____

The Raffle

E 11-2
ESTIMATION

Use the data in the table to record how many tickets each child sold. Then estimate the sums to answer the questions.

Raffle Tickets Sold

Marissa	Benji	Amita	Steven	Nicky
127	415	378	292	134

1. Amita sold _____ tickets.

Steven sold _____ tickets.

Did they sell more than 600 tickets together?

yes no

2. Marissa sold _____ tickets.

Nicky sold _____ tickets.

Did they sell more than 400 tickets together?

yes no

3. Benji sold _____ tickets.

Marissa sold _____ tickets.

Did they sell more than 500 tickets together?

yes no

4. Amita sold _____ tickets.

Benji sold _____ tickets.

Did they sell more than 700 tickets together?

yes no

5. Nicky sold _____ tickets.

Benji sold _____ tickets.

Did they sell less than 500 tickets together?

yes no

6. Steven sold _____ tickets.

Marissa sold _____ tickets.

Did they sell less than 400 tickets together?

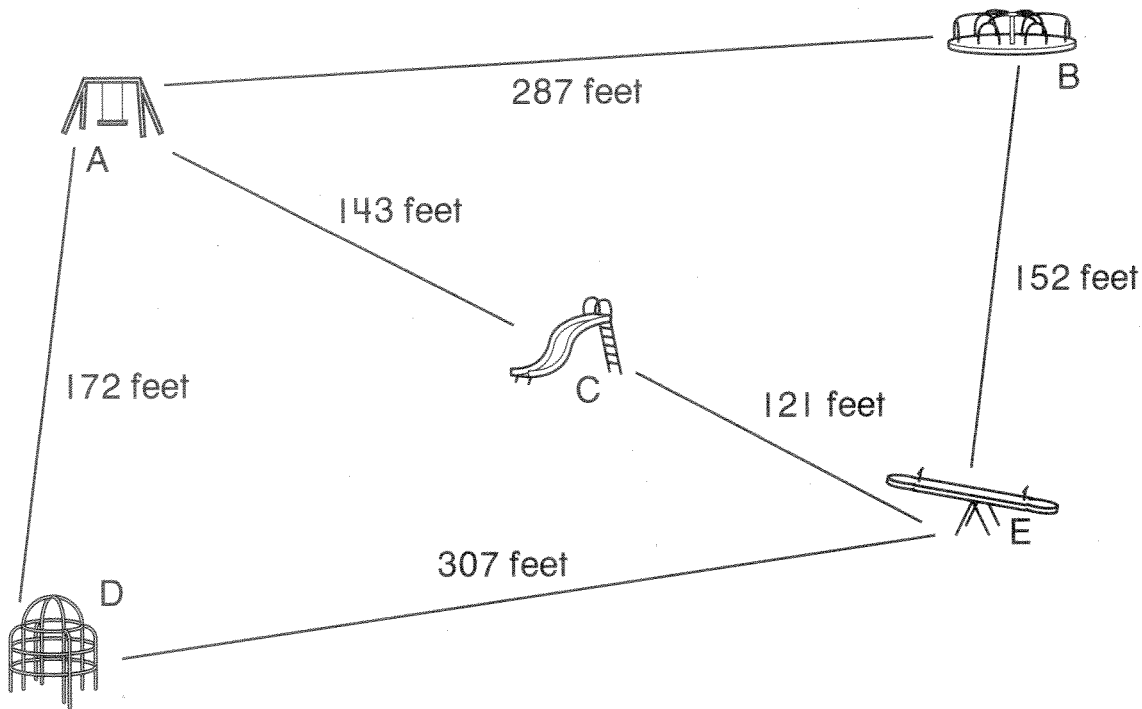
yes no

Name _____

Around the Playground

E 11-3
NUMBER SENSE

Use the map and models to find the sums.



Find the distances.

1. From A to B to E.

$$\underline{\hspace{2cm}} + \underline{\hspace{2cm}} = \underline{\hspace{2cm}} \text{ feet}$$

2. From D to A to C.

$$\underline{\hspace{2cm}} + \underline{\hspace{2cm}} = \underline{\hspace{2cm}} \text{ feet}$$

3. From D to E to C.

$$\underline{\hspace{2cm}} + \underline{\hspace{2cm}} = \underline{\hspace{2cm}} \text{ feet}$$

4. From C to E to B.

$$\underline{\hspace{2cm}} + \underline{\hspace{2cm}} = \underline{\hspace{2cm}} \text{ feet}$$

Name _____

Add Over Again

E 11-4
PATTERNS

Add. Look for the pattern.

Write the last addition problem in the pattern.

$$\begin{array}{r} 1. \quad 209 \\ + 123 \\ \hline \end{array}$$

$$\begin{array}{r} 309 \\ + 223 \\ \hline \end{array}$$

$$\begin{array}{r} 409 \\ + 323 \\ \hline \end{array}$$

+		
<hr/>		

$$\begin{array}{r} 2. \quad 134 \\ + 252 \\ \hline \end{array}$$

$$\begin{array}{r} 154 \\ + 254 \\ \hline \end{array}$$

$$\begin{array}{r} 174 \\ + 256 \\ \hline \end{array}$$

+		
<hr/>		

$$\begin{array}{r} 3. \quad 315 \\ + 427 \\ \hline \end{array}$$

$$\begin{array}{r} 415 \\ + 327 \\ \hline \end{array}$$

$$\begin{array}{r} 515 \\ + 227 \\ \hline \end{array}$$

+		
<hr/>		

$$\begin{array}{r} 4. \quad 570 \\ + 118 \\ \hline \end{array}$$

$$\begin{array}{r} 560 \\ + 218 \\ \hline \end{array}$$

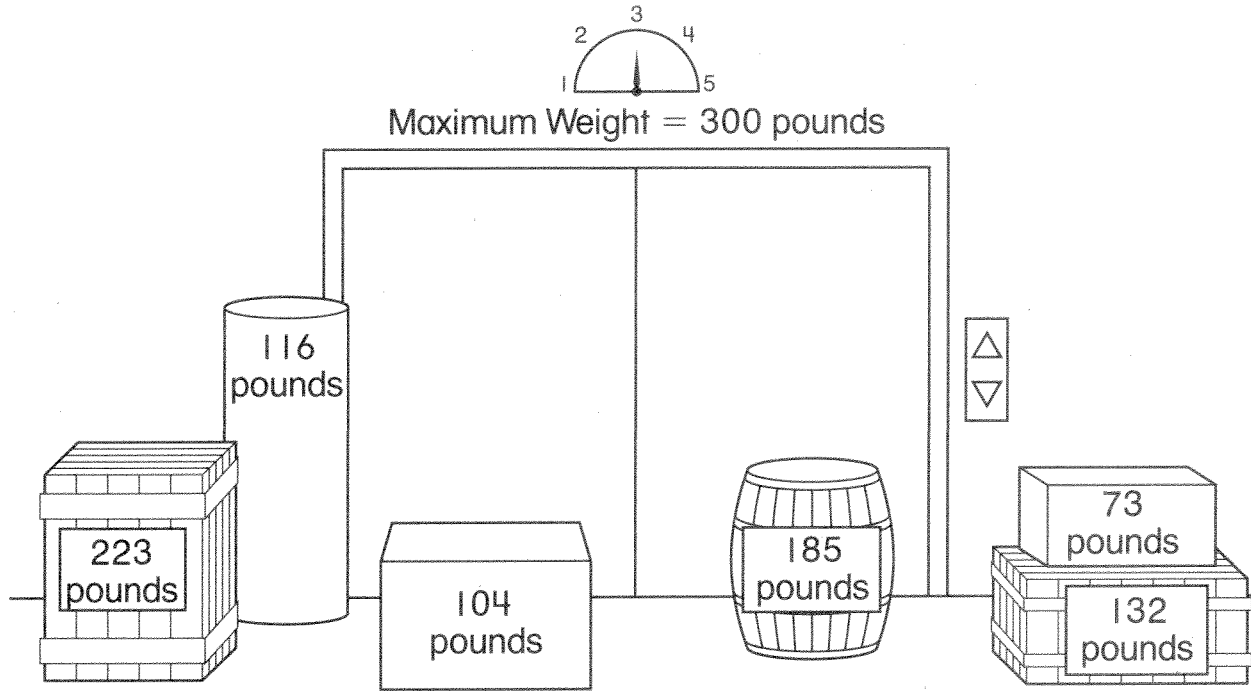
$$\begin{array}{r} 550 \\ + 318 \\ \hline \end{array}$$

+		
<hr/>		

© Pearson Education, Inc. 2

Going Up

This elevator holds up to 300 pounds.



All of these containers need to get to the top floor. What combinations of two containers can ride in the elevator? Write some addition problems to find out.

Trip 1	Trip 2	Trip 3

Name _____

Come Fly with Me!

E 11-6
DATA

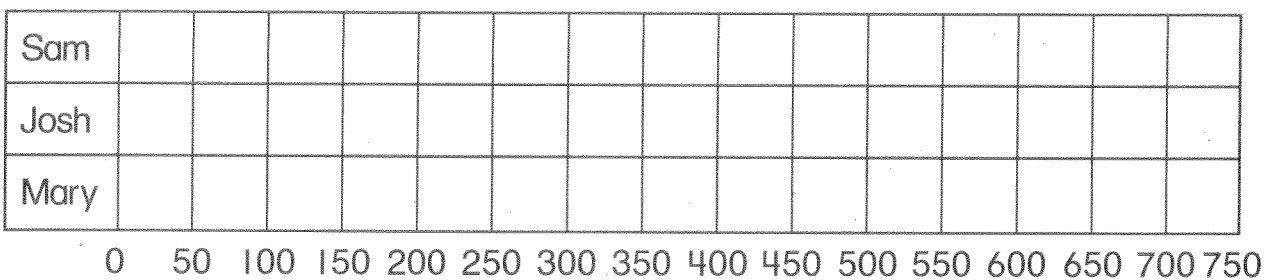
Sam, Josh, and Mary are pilots. Use the chart to answer the questions.

Number of Miles Flown

	Friday	Saturday	Sunday
Sam	350	250	100
Josh	100	150	100
Mary	400	100	50

1. Use the data from the chart to complete the graph.

Number of Miles Flown



2. The next Monday, Josh flew 150 miles.

He flew 200 miles on Tuesday.

How many miles did he fly on those two days? _____

Add the new information to the graph.

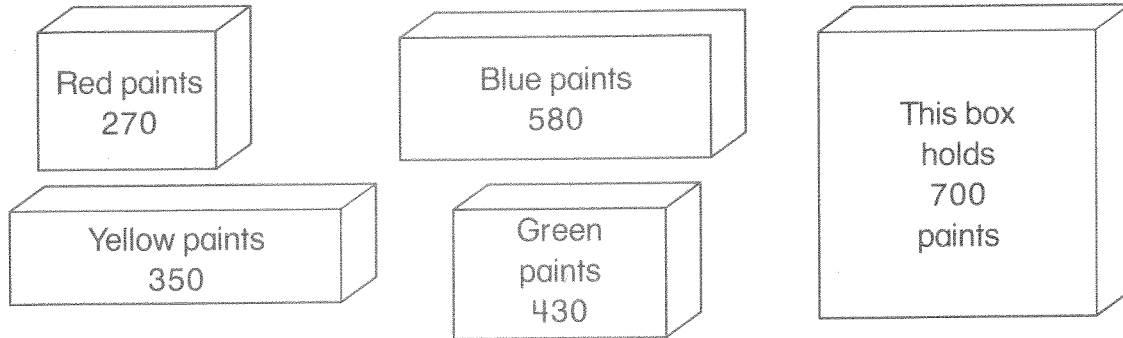
3. Mary flies 200 more miles. Use the graph to show how many miles Mary flew in all.

4. Write a problem using the information in the graph.

Give your problem to a classmate to solve.

The Craft Store

Use the pictures to answer the questions.
Count on or count back to solve.



1. Ms. Hoople wants to pack the yellow paints in the big box.
How many more paints will the big box hold?

2. Mr. Bromley wants to pack the blue paints in the big box.
How many more paints will the big box hold?

3. Which two boxes will fit exactly into the big box?
Write an addition problem to show your answer.

4. Ms. Hoople puts the yellow paints in the big box.
What other box will fit? Explain.

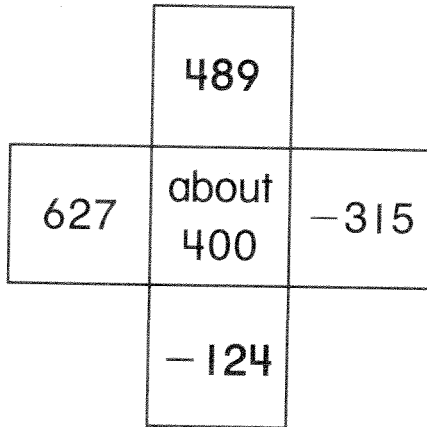
Name _____

Puzzle Boxes

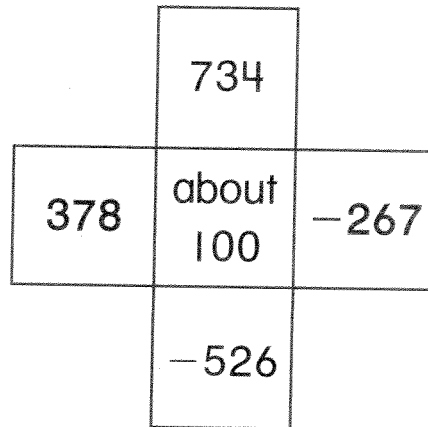
E 11-8
ESTIMATION

Estimate down or across the boxes.
Color the outside boxes that match
the estimate in the center box.

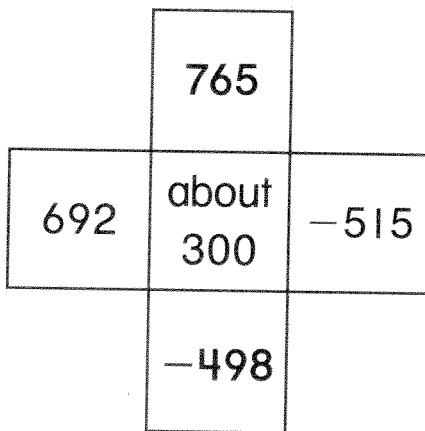
1.



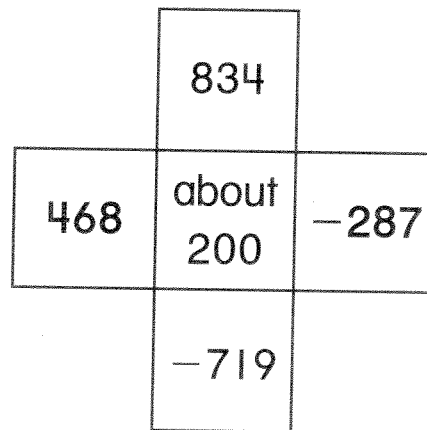
2.



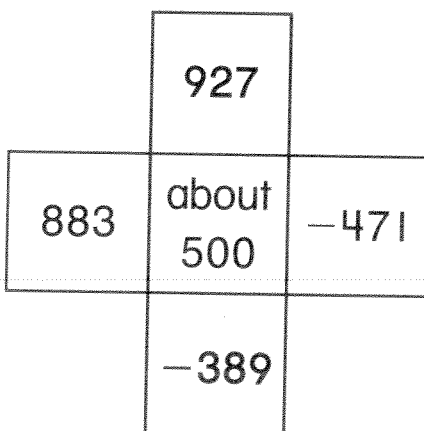
3.



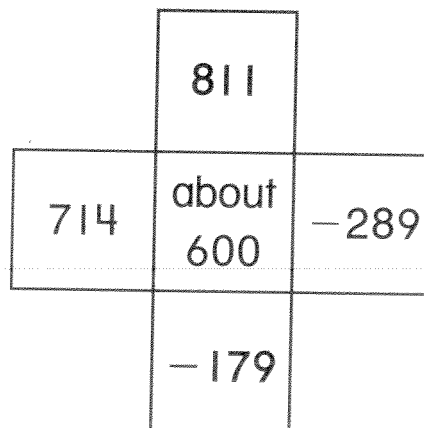
4.



5.



6.



Name _____

E 11-9
DATA

The Toy Store

Use the data in the chart to help Mr. Mickle find out how many toys were sold. Use models and Workmat 5 to help you subtract. Then answer the questions below.

Toys	Started With	Left	Sold
Train Sets	532	215	
Dolls	674	429	
Games	427	119	
Puzzles	387	215	
Building Blocks	259	163	

1. Which toy sold the most? _____

2. Which toy sold the least? _____

3. How many more games than puzzles were sold?
Use models to subtract. _____

Name _____

Tic-Tac Subtract

E 11-10
NUMBER SENSE

1. Subtract to find the differences.

<table border="1" style="width: 100%; border-collapse: collapse;"> <thead> <tr> <th style="width: 33%;">Hundreds</th> <th style="width: 33%;">Tens</th> <th style="width: 33%;">Ones</th> </tr> </thead> <tbody> <tr> <td style="text-align: center;">□</td> <td style="text-align: center;">□</td> <td style="text-align: center;">□</td> </tr> <tr> <td style="text-align: center;">4</td> <td style="text-align: center;">3</td> <td style="text-align: center;">7</td> </tr> <tr> <td style="text-align: center;">— 1</td> <td style="text-align: center;">6</td> <td style="text-align: center;">4</td> </tr> <tr> <td style="height: 30px;"></td> <td></td> <td></td> </tr> </tbody> </table>	Hundreds	Tens	Ones	□	□	□	4	3	7	— 1	6	4				<table border="1" style="width: 100%; border-collapse: collapse;"> <thead> <tr> <th style="width: 33%;">Hundreds</th> <th style="width: 33%;">Tens</th> <th style="width: 33%;">Ones</th> </tr> </thead> <tbody> <tr> <td style="text-align: center;">□</td> <td style="text-align: center;">□</td> <td style="text-align: center;">□</td> </tr> <tr> <td style="text-align: center;">5</td> <td style="text-align: center;">7</td> <td style="text-align: center;">8</td> </tr> <tr> <td style="text-align: center;">— 2</td> <td style="text-align: center;">6</td> <td style="text-align: center;">4</td> </tr> <tr> <td style="height: 30px;"></td> <td></td> <td></td> </tr> </tbody> </table>	Hundreds	Tens	Ones	□	□	□	5	7	8	— 2	6	4				<table border="1" style="width: 100%; border-collapse: collapse;"> <thead> <tr> <th style="width: 33%;">Hundreds</th> <th style="width: 33%;">Tens</th> <th style="width: 33%;">Ones</th> </tr> </thead> <tbody> <tr> <td style="text-align: center;">□</td> <td style="text-align: center;">□</td> <td style="text-align: center;">□</td> </tr> <tr> <td style="text-align: center;">6</td> <td style="text-align: center;">2</td> <td style="text-align: center;">3</td> </tr> <tr> <td style="text-align: center;">— 3</td> <td style="text-align: center;">7</td> <td style="text-align: center;">1</td> </tr> <tr> <td style="height: 30px;"></td> <td></td> <td></td> </tr> </tbody> </table>	Hundreds	Tens	Ones	□	□	□	6	2	3	— 3	7	1			
Hundreds	Tens	Ones																																													
□	□	□																																													
4	3	7																																													
— 1	6	4																																													
Hundreds	Tens	Ones																																													
□	□	□																																													
5	7	8																																													
— 2	6	4																																													
Hundreds	Tens	Ones																																													
□	□	□																																													
6	2	3																																													
— 3	7	1																																													
<table border="1" style="width: 100%; border-collapse: collapse;"> <thead> <tr> <th style="width: 33%;">Hundreds</th> <th style="width: 33%;">Tens</th> <th style="width: 33%;">Ones</th> </tr> </thead> <tbody> <tr> <td style="text-align: center;">□</td> <td style="text-align: center;">□</td> <td style="text-align: center;">□</td> </tr> <tr> <td style="text-align: center;">9</td> <td style="text-align: center;">1</td> <td style="text-align: center;">7</td> </tr> <tr> <td style="text-align: center;">— 2</td> <td style="text-align: center;">3</td> <td style="text-align: center;">2</td> </tr> <tr> <td style="height: 30px;"></td> <td></td> <td></td> </tr> </tbody> </table>	Hundreds	Tens	Ones	□	□	□	9	1	7	— 2	3	2				<p>354</p>	<table border="1" style="width: 100%; border-collapse: collapse;"> <thead> <tr> <th style="width: 33%;">Hundreds</th> <th style="width: 33%;">Tens</th> <th style="width: 33%;">Ones</th> </tr> </thead> <tbody> <tr> <td style="text-align: center;">□</td> <td style="text-align: center;">□</td> <td style="text-align: center;">□</td> </tr> <tr> <td style="text-align: center;">7</td> <td style="text-align: center;">5</td> <td style="text-align: center;">3</td> </tr> <tr> <td style="text-align: center;">— 2</td> <td style="text-align: center;">4</td> <td style="text-align: center;">9</td> </tr> <tr> <td style="height: 30px;"></td> <td></td> <td></td> </tr> </tbody> </table>	Hundreds	Tens	Ones	□	□	□	7	5	3	— 2	4	9																		
Hundreds	Tens	Ones																																													
□	□	□																																													
9	1	7																																													
— 2	3	2																																													
Hundreds	Tens	Ones																																													
□	□	□																																													
7	5	3																																													
— 2	4	9																																													
<table border="1" style="width: 100%; border-collapse: collapse;"> <thead> <tr> <th style="width: 33%;">Hundreds</th> <th style="width: 33%;">Tens</th> <th style="width: 33%;">Ones</th> </tr> </thead> <tbody> <tr> <td style="text-align: center;">□</td> <td style="text-align: center;">□</td> <td style="text-align: center;">□</td> </tr> <tr> <td style="text-align: center;">3</td> <td style="text-align: center;">8</td> <td style="text-align: center;">1</td> </tr> <tr> <td style="text-align: center;">— 1</td> <td style="text-align: center;">9</td> <td style="text-align: center;">0</td> </tr> <tr> <td style="height: 30px;"></td> <td></td> <td></td> </tr> </tbody> </table>	Hundreds	Tens	Ones	□	□	□	3	8	1	— 1	9	0				<table border="1" style="width: 100%; border-collapse: collapse;"> <thead> <tr> <th style="width: 33%;">Hundreds</th> <th style="width: 33%;">Tens</th> <th style="width: 33%;">Ones</th> </tr> </thead> <tbody> <tr> <td style="text-align: center;">□</td> <td style="text-align: center;">□</td> <td style="text-align: center;">□</td> </tr> <tr> <td style="text-align: center;">8</td> <td style="text-align: center;">4</td> <td style="text-align: center;">3</td> </tr> <tr> <td style="text-align: center;">— 4</td> <td style="text-align: center;">2</td> <td style="text-align: center;">8</td> </tr> <tr> <td style="height: 30px;"></td> <td></td> <td></td> </tr> </tbody> </table>	Hundreds	Tens	Ones	□	□	□	8	4	3	— 4	2	8				<table border="1" style="width: 100%; border-collapse: collapse;"> <thead> <tr> <th style="width: 33%;">Hundreds</th> <th style="width: 33%;">Tens</th> <th style="width: 33%;">Ones</th> </tr> </thead> <tbody> <tr> <td style="text-align: center;">□</td> <td style="text-align: center;">□</td> <td style="text-align: center;">□</td> </tr> <tr> <td style="text-align: center;">9</td> <td style="text-align: center;">8</td> <td style="text-align: center;">9</td> </tr> <tr> <td style="text-align: center;">— 3</td> <td style="text-align: center;">6</td> <td style="text-align: center;">2</td> </tr> <tr> <td style="height: 30px;"></td> <td></td> <td></td> </tr> </tbody> </table>	Hundreds	Tens	Ones	□	□	□	9	8	9	— 3	6	2			
Hundreds	Tens	Ones																																													
□	□	□																																													
3	8	1																																													
— 1	9	0																																													
Hundreds	Tens	Ones																																													
□	□	□																																													
8	4	3																																													
— 4	2	8																																													
Hundreds	Tens	Ones																																													
□	□	□																																													
9	8	9																																													
— 3	6	2																																													

2. Look at the differences in each problem above.
Find two that you can subtract to make a difference of 354. Draw a line to connect the problems.

Name _____

Teamwork

Choose one player from each team. Write a subtraction problem using their scores. Then write how many more points the player from the A Team scored.

A Team Score

Marco	745
Elena	916
Dekembi	692
Linda	885

B Team Score

Jackie	452
Kalisha	325
Dante	581
Akmad	263

Subtraction Problems

1. A Team Player _____

B Team Player _____

A Team scored _____ more points.

2. A Team Player _____

B Team Player _____

A Team scored _____ more points.

3. A Team Player _____

B Team Player _____

A Team scored _____ more points.

Name _____

The Play's the Thing

E 11-12
REASONING

The chart shows how many people came to the school play on each day.

People at the School Play	
Thursday	135
Friday	213
Saturday	167
Sunday	152

1. Use the information in the chart to write a problem that has an exact answer. Solve the problem.

2. Use the information in the chart to write a problem that can be answered with an estimate. Solve the problem.

Rain Forest Animals

E 11-13
REASONABLENESS

Circle the most reasonable answer.

1. A toucan flies 250 yards.
Then it flies some more.
About how many yards
does the toucan fly?

about 350 yards

about 250 yards

about 150 feet

2. A mother tree sloth climbs
560 feet. A baby tree sloth
climbs less than the mother.
About how many feet does
the baby tree sloth climb?

about 560 feet

about 560 yards

about 400 feet

3. A monkey climbs 90 feet
up a tree. Then the monkey
climbs a little farther. About
how high is the monkey?

about 125 feet

about 20 yards

about 500 inches

4. A big tree is 235 feet tall.
A smaller tree is next to the
big tree. About how tall is
the shorter tree?

about 150 feet

about 100 yards

about 300 feet

5. A python snake is 396 inches long.
An anaconda snake is 267 inches long.
How much longer is the python snake?

_____ inches

